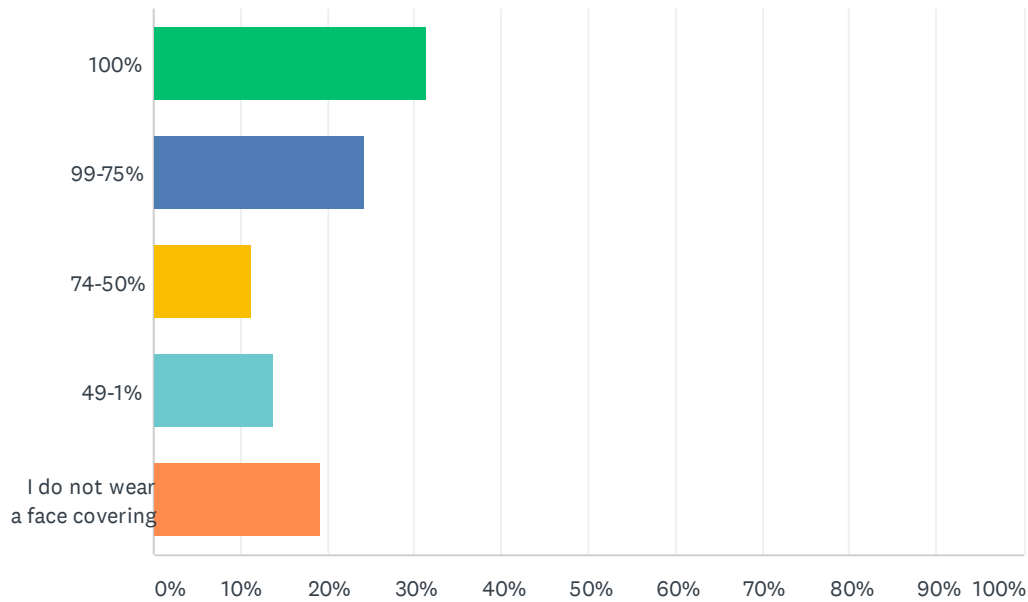


Q1 How often do you wear a face covering when you can not keep a 6 feet distance from people who do not live in your household?

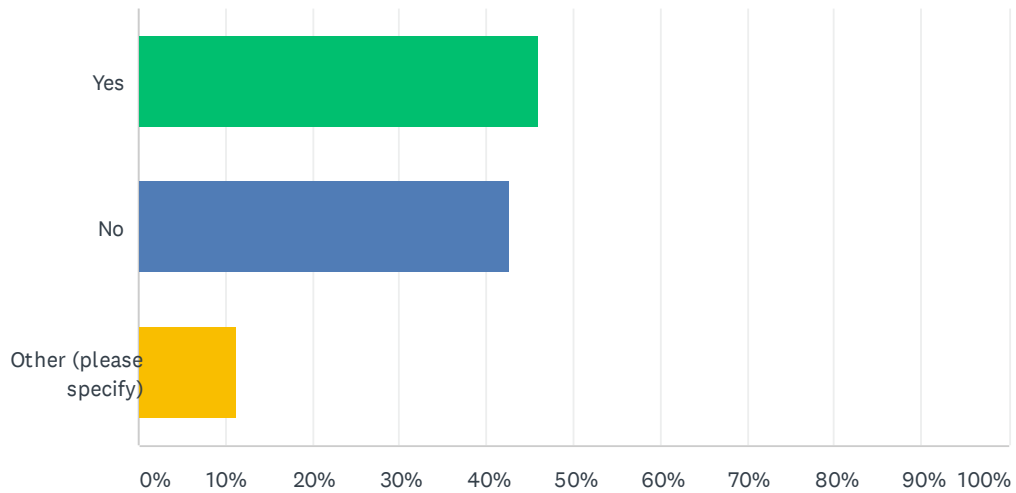
Answered: 1,748 Skipped: 11



ANSWER CHOICES	RESPONSES	
100%	31.29%	547
99-75%	24.37%	426
74-50%	11.27%	197
49-1%	13.79%	241
I do not wear a face covering	19.28%	337
TOTAL		1,748

Q2 Has the face covering rule allowed you to feel more comfortable when going out of your home?

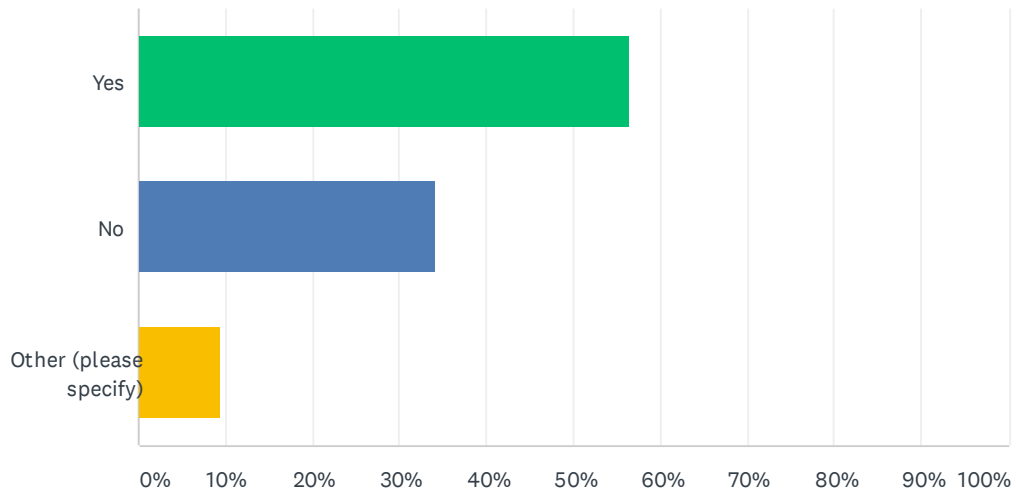
Answered: 1,751 Skipped: 8



ANSWER CHOICES	RESPONSES	
Yes	46.09%	807
No	42.66%	747
Other (please specify)	11.25%	197
TOTAL		1,751

Q3 Do you believe the face covering rule has helped to keep children attending school in person?

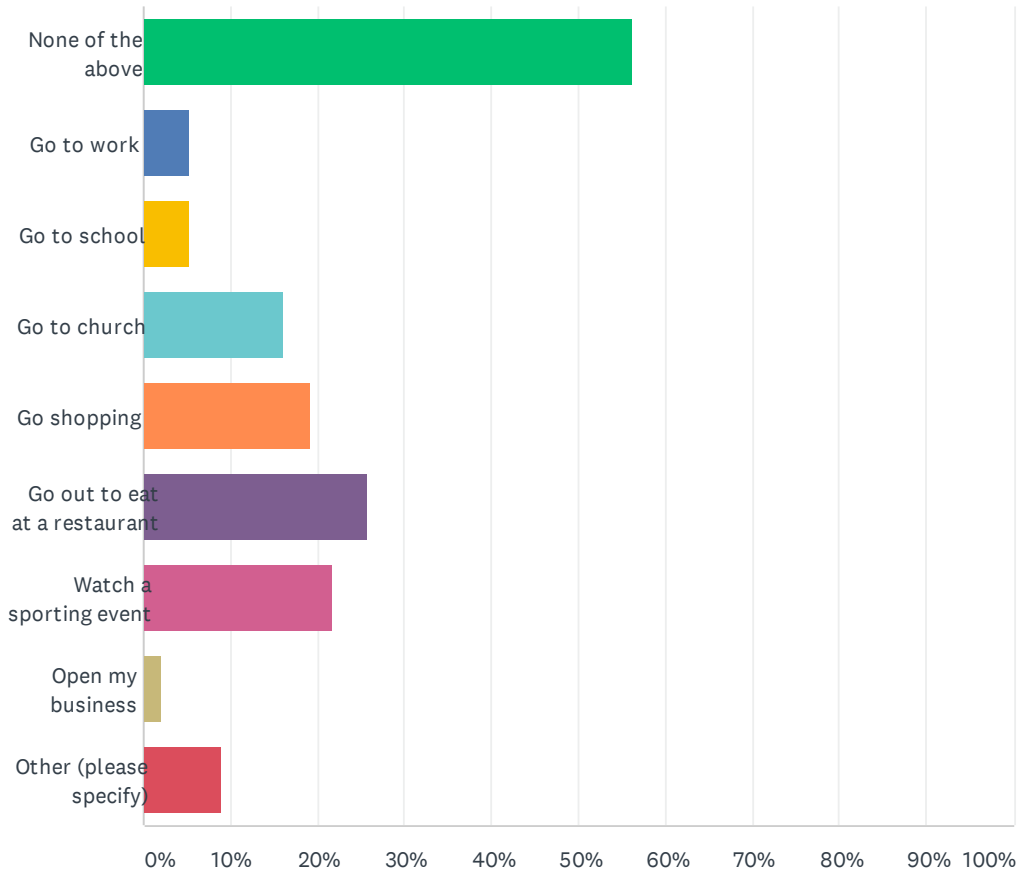
Answered: 1,734 Skipped: 25



ANSWER CHOICES	RESPONSES	
Yes	56.57%	981
No	34.08%	591
Other (please specify)	9.34%	162
TOTAL		1,734

**Q4 What have you been prohibited from doing or not allowed to do because of the face covering rule? (Not because the event was cancelled or the building closed, or a choice to keep part of the business closed)
Select all that apply.**

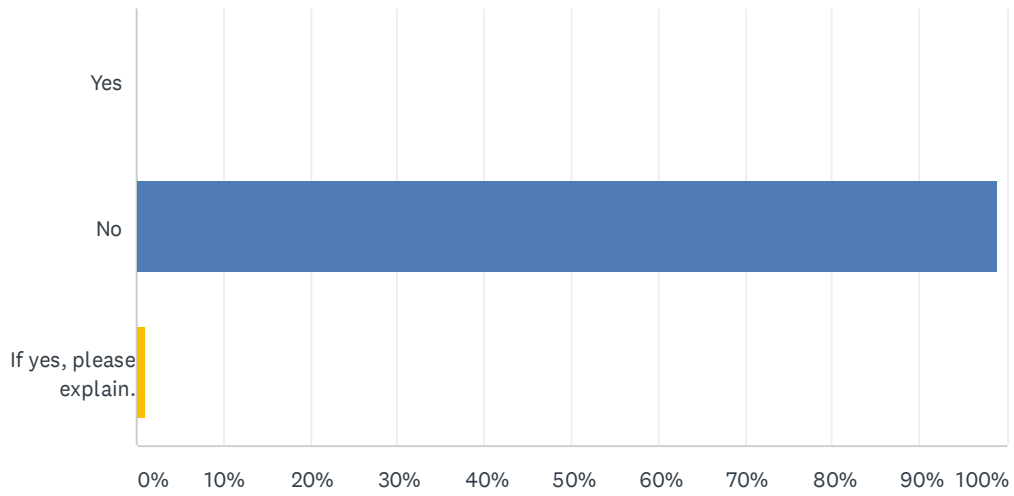
Answered: 1,691 Skipped: 68



ANSWER CHOICES	RESPONSES	
None of the above	56.36%	953
Go to work	5.26%	89
Go to school	5.32%	90
Go to church	16.09%	272
Go shopping	19.28%	326
Go out to eat at a restaurant	25.78%	436
Watch a sporting event	21.70%	367
Open my business	2.13%	36
Other (please specify)	9.05%	153
Total Respondents: 1,691		

Q5 Within Pettis County, have you received a ticket or fine because you were not wearing a mask?

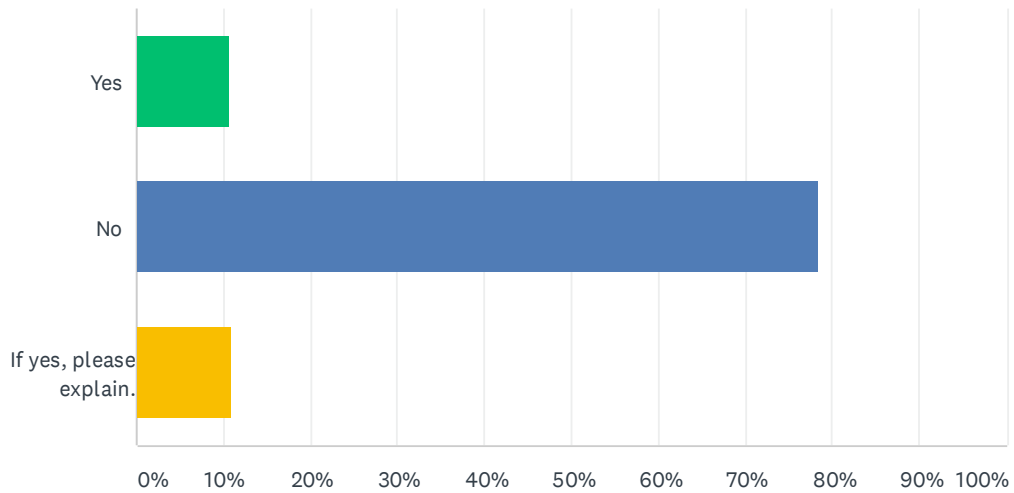
Answered: 1,753 Skipped: 6



ANSWER CHOICES	RESPONSES	
Yes	0.00%	0
No	98.97%	1,735
If yes, please explain.	1.03%	18
TOTAL		1,753

Q6 Have you been refused service in a business in Pettis County for not wearing a face covering?

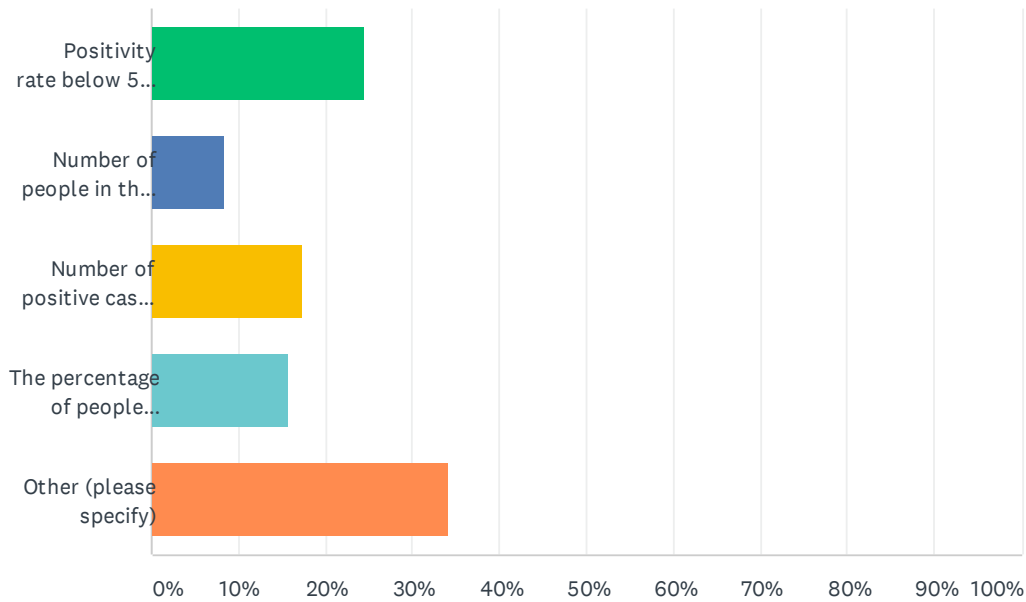
Answered: 1,744 Skipped: 15



ANSWER CHOICES	RESPONSES	
Yes	10.67%	186
No	78.50%	1,369
If yes, please explain.	10.84%	189
TOTAL		1,744

Q7 What county level data should be used to decide to lift the face covering rule?

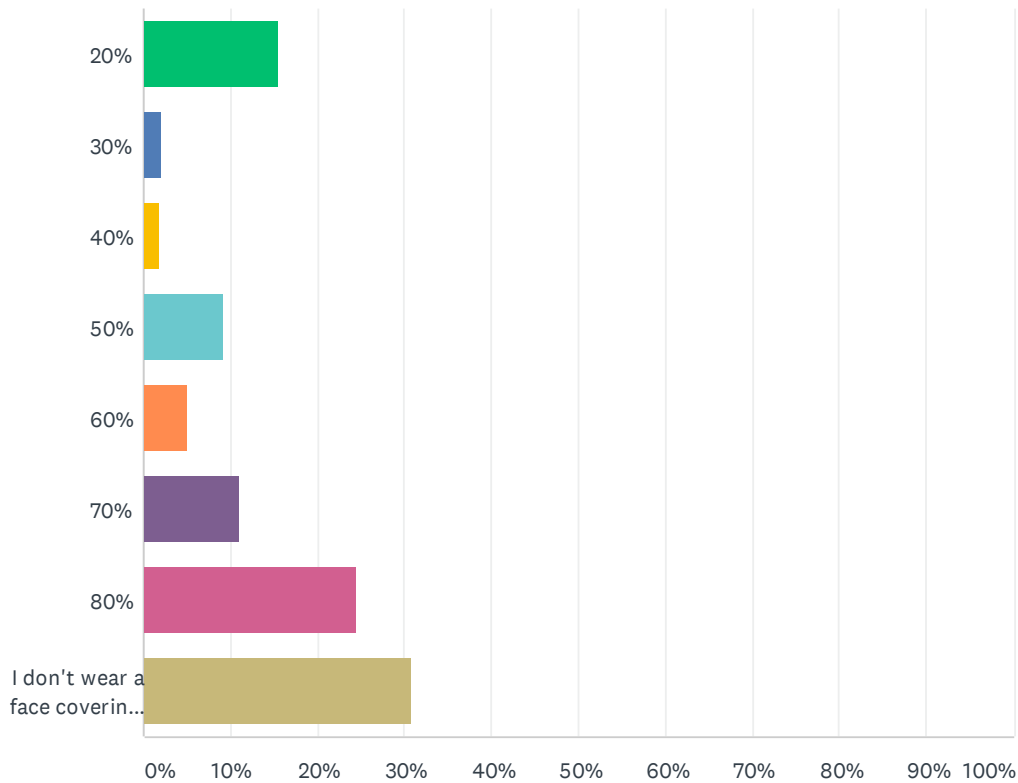
Answered: 1,687 Skipped: 72



ANSWER CHOICES	RESPONSES	
Positivity rate below 5% for a month	24.48%	413
Number of people in the hospital	8.36%	141
Number of positive cases averaging below 10 per day for 2 weeks	17.37%	293
The percentage of people vaccinated in the county is above 50%	15.77%	266
Other (please specify)	34.02%	574
TOTAL		1,687

Q8 At what level of vaccination of county residents would you feel comfortable going out in public without a face covering?

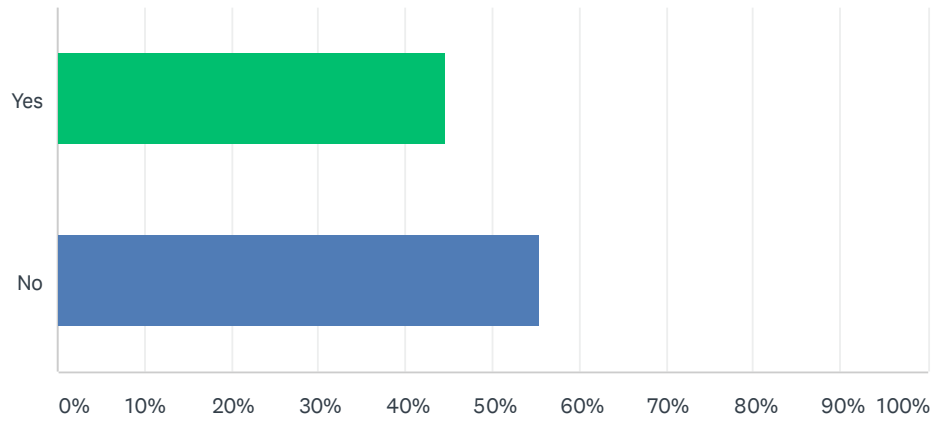
Answered: 1,700 Skipped: 59



ANSWER CHOICES	RESPONSES	
20%	15.53%	264
30%	2.06%	35
40%	1.94%	33
50%	9.29%	158
60%	4.94%	84
70%	11.00%	187
80%	24.47%	416
I don't wear a face covering in public.	30.76%	523
TOTAL		1,700

Q9 Would you wear a face covering in public if there was no rule in place?

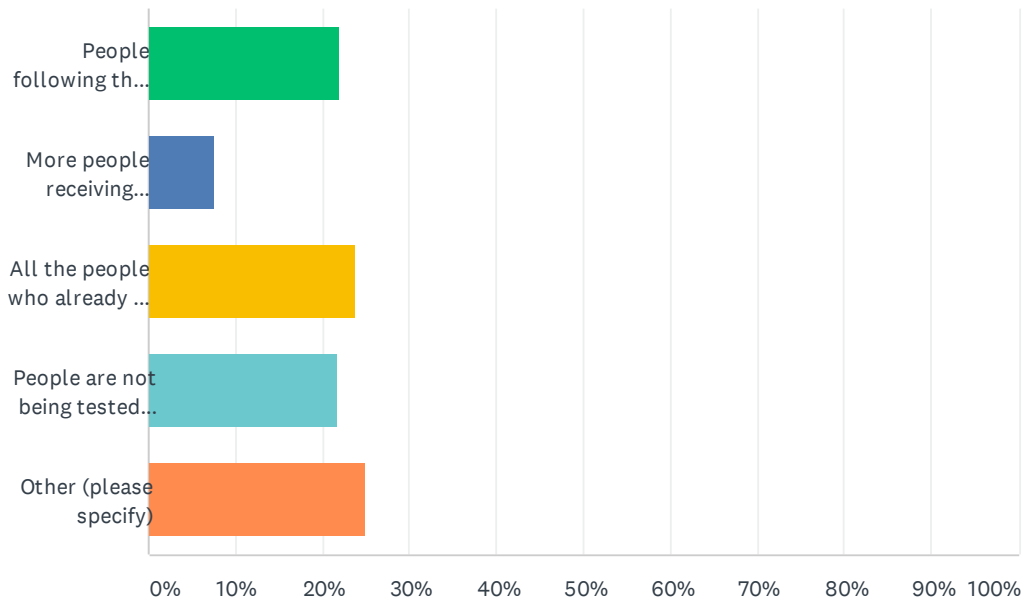
Answered: 1,730 Skipped: 29



ANSWER CHOICES	RESPONSES
Yes	44.62% 772
No	55.38% 958
TOTAL	1,730

Q10 What do you think is the main reason for the drop in the number of positive cases in Pettis County?

Answered: 1,727 Skipped: 32



ANSWER CHOICES	RESPONSES	
People following the guidelines of wearing a mask, maintaining social distancing, washing hands, staying home when sick	22.00%	380
More people receiving vaccines	7.59%	131
All the people who already had COVID 19	23.86%	412
People are not being tested/do not want to be tested	21.66%	374
Other (please specify)	24.90%	430
TOTAL		1,727

Q11 What is your zip code?

Answered: 1,629 Skipped: 130